



ST. ALOYSIUS COLLEGE(AUTONOMOUS), JABALPUR

Reaccredited 'A++' Grade by NAAC(CGPA:3.58/4.00)

College with Potential for Excellence by UGC

DST-FIST Supported & STAR College Scheme by DBT

M. Sc III Semester

Subject Zoology

Session -2025-2026

Course No.	Course Title	Credits	Marks	
			Max. Marks	Min. Marks For Passing
CORE COURSES				
ZC -301.	Comparative Anatomy of Vertebrates	4	40	14
ZC -302.	Limnology	4	40	14
ZC -303	Ecotoxicology	4	40	14
ZC -304	Aquaculture	4	40	14
ELECTIVE COURSE – (Any 01)				
ZE-305	<ul style="list-style-type: none">• Sericulture• Animal Biotechnology	4	40	14
INTERNAL ASSESSMENT				
ZI -306	CCE-Written test (Based on core and elective Courses ZC- 301, 302 ,303, 304 & ZE-305) (Each test of 10 marks)	0	50	20 (04 in each Test)
ZI -307	Project/ Seminar	1	25	09
PRACTICALS				
ZP -308	Practical- I Based on Course ZC -301. & ZC -302.	2	50	18
ZP -309	Practical- II Based on Course ZC -303,ZC -304 & ZE-305.	2	50	18
SKILL BASED COURSE				
ZS-310	Skill Based Course	1	10	4
Total Credits & Total Marks		26	385	139

[Signature]
23/08/23

[Signature]

[Signature]
A. S. Arora

[Signature]
Sy

[Signature]
A. S. Arora

M.Sc. Zoology III Semester

Session 2025-26

CORE COURSE

Paper I- Comparative Anatomy of Vertebrates

Max.M-40

Unit-1	<ol style="list-style-type: none">1. Origin of Chordata : Concept of Protochordata2. Development, structure and functions of integument and its derivatives (glands, scales, feathers and hairs) in Vertebrates.3. Respiratory system: Characters of respiratory tissue, External and Internal Respiration.4. Comparative account of Respiratory Organs.
Unit-2	<ol style="list-style-type: none">1. Evolution of heart. in vertebrates (Fishes, Amphibia, Reptile, Bird and Mammal).2. Evolution of aortic arches and portal systems (Renal and hepatic).3. Blood circulation in various vertebrates groups.4. Comparative account of Jaw Suspensorium in Vertebrates.5. Vertebral column of Fishes, Amphibia, Reptile, Bird and Mammal.
Unit-3	<ol style="list-style-type: none">1. Evolution of urinogenital system in vertebrates (Fishes, Amphibia, Reptile, Bird and Mammal).2. Comparative account of organs of olfaction and taste (Fishes, Amphibia, Reptile, Bird and Mammal).3. Comparative anatomy of brain and spinal cord (CNS) (Fishes, Amphibia, Reptile, Bird and Mammal).4. Comparative account of peripheral and autonomous nervous system in mammal.
Unit-4	<ol style="list-style-type: none">1. Comparative account of lateral line system.2. Comparative account of electroreception.3. Flight adaptations in vertebrates.4. Aquatic adaptations in birds and mammals.
Unit-5	<ol style="list-style-type: none">1. Origin, evolution general organization and affinities of Ostracoderm.2. General organization, specialized, generalized and degenerated characters of Cyclostomes.3. Origin, evolution general organization of early Gnathostomes.4. General account of Elasmobranchi, Holocephali, Dipnoi and Crossopterygii.

[Signature]

A. Jaceu

[Signature]
23/09/25

[Signature]


[Signature]


SUGGESTED READINGS:

1. Carter, G.S. Structure and habit in vertebrate evolution—Sedgwick and Jackson, London.
2. Kingsley, J.S. Outlines of Comparative Autonomy of Vertebrates, Central Book Depot. Allahabad,
3. Kent, C.G. Comparative anatomy of vertebrates
4. Malcom Jollie, Chordata morphology. East—West Pres Pvt. Ltd., New Delhi.
5. Milton Illidge and. Analysis of vertebrate structure. IV. Ed. John Wiley and Sons Inc., New York.
6. Smith, H.S. Evolution of Chordata structure. Hold Rinchart and Winstoin Inc. New York.
7. Sedgwick, A. A. Students : Text Book of Zoology, Vol. II.
8. Walter, H.E. and Sayles, L.D. Biology of vertebrates, MacMillan & Co. New York.
9. Romer, A.S. Vertebrate Body, IIIrd Ed. W.B. Saunders Co., Philadelphia
10. Young J.Z. life of vertebrates. The Oxford University Press, London
11. Parker & Haswell to III Rev. by Marshall willians latested Macmillan Co. Ltd.
12. Young J.Z. Life of mammals. The Oxford University Press, London
13. Weichert, C.K. and Presch, W. Elements of chordate anatomy, 4th Edn. McGraw Hall Book Co., New York.


23/08/23








A Saxena





M.Sc. Zoology III Semester

Session 2025-26

CORE COURSE

Paper II-Limnology

Max.M-40

Unit-1	<ol style="list-style-type: none">1. Limnology–Definition, historical development and scope of Limnology.2.Types of fresh water habitats and their Ecosystem-<ol style="list-style-type: none">(a) Ponds, Streams and rivers.(b)Lakes–Origin and classification.3. Morphometry–Use of various morphometric parameters and Zonation.
Unit-2	<p>Physico–Chemical Characteristics-</p> <ol style="list-style-type: none">1. Light and Temperature-<ol style="list-style-type: none">(a) Light as an ecological parameter in freshwater.(b) Temperature-Radiation, Stratification and Heat Budget.2. <ol style="list-style-type: none">(a) Dissolved Solids–Carbonate, Bicarbonates, Phosphate and Nitrate.(b) Physico–Chemical characteristics of fresh water with special reference to different parameters-Turbidity, dissolved gases (Oxygen, Carbondioxide, Hydrogen Sulphide), seasonal changes in dissolved gases and pH.
Unit-3	<ol style="list-style-type: none">1. Study of Biota-<ol style="list-style-type: none">(a) Phytoplankton, Zooplankton and their inter-relationship.(b) Aquatic insects, birds and their environmental significance.2. Ecological classification of aquatic fauna.3. Higher aquatic plants and their significance.
Unit-4	<ol style="list-style-type: none">1. Methods of water quality testing BOD and COD.2. Sewage– Definition, composition and its treatment.3. Bioindicators - Aquatic flora and fauna in relation to water quality in an aquatic environment.

[Handwritten signatures and marks at the bottom of the page]






A. Saxena

23/07/25

Unit-5	<ol style="list-style-type: none"> 1. Causes of pollution of aquatic resources, their management and conservation. 2. Resource Conservation–Aquatic pollution & its control, 3. Legislation and regulation on discharge of industrial effluents and domestic wastes in rivers and reservoirs. 3. Use and misuse of inland waters.
--------	---

Suggested Readings:

Anathakrishnan	: Bioresources Ecology
Goldman	: Limnology
Odum	: Ecology
Pawlosuske	: Physico-chemical methods for water
Wetzel	: Limnology
Trivedi&Goyal	: Chemical and biological methods for water pollution studies
Welch	: Limnology Vols.I-II
Perkins	: Ecology
Arora	: Fundamentals of environmental biology
Ghoshe	: Toxicology
Sood	: Toxicology

M.Sc. Zoology III Semester


Session 2025-26


CORE COURSE


Paper III - Ecotoxicology


Max M-40


Unit-1	<ol style="list-style-type: none">1. General principles of Environmental Biology with emphasis on ecosystems.2. Abiotic and biotic factors of ecosystems.3. Communities of the environment, their structure & significance.4. Energy flow in environment: Ecological energetics.
Unit-2	<ol style="list-style-type: none">1. Productivity, Production and analysis.2. Recycling and reuse technologies for solid and liquid wastes and their role in environmental conservation.3. Remote Sensing—basic concepts and applications of remote sensing techniques in environmental conservation.4. Environmental indicators and their role in environmental balance.
Unit-3	<ol style="list-style-type: none">1. Air and Water pollution and their control methods.2. Radioactive compounds and their impact on the environment.3. Vehicular exhaust pollution, causes and remedies.4. Noise pollution.
Unit-4	<ol style="list-style-type: none">1. Toxicology-Basic concepts, toxicological methods.2. Toxicity testing principles, hazards, risks and their control methods.3. Food toxicants and their control methods.4. Public Health Hazards due to environmental disasters.
Unit- 5	<ol style="list-style-type: none">1. Pesticides, types, nature and their effects on environment.2. Agrochemical use and misuse, alternatives.3. Important heavy metals and their role in environment.4. Occupational Health Hazards and their Control.


23/08/23




Ruma
ASaxena




Sy

SUGGESTED READINGS:

- | | | |
|---------------------|---|---|
| 1. Clark | : | Elements of ecology |
| 2. Odum | : | Fundamentals of Ecology |
| 3. South Woods | : | Ecological methods |
| 4. Trivedi and Goel | : | Chemical and biological methods for water pollution studies |
| 5 Ghoshe | : | Toxicology |
| 6 Sood | : | Toxicology |

23/6/25

23/6/25

23/6/25

Runa

23/6/25

23/6/25

A. Saxena

24/6/25

M.Sc. Zoology III Semester
Session 2025-26
CORE COURSE
Paper IV – Aquaculture

Max M: 40

Unit-1	<ol style="list-style-type: none"> 1. Aquaculture: history, definition, scope & importance. 2. Inland Fisheries resources of MP- wsr Narmada 3. Riverine fisheries- Ecology and Fishes of Major River Systems wsr Ganga, Brahmaputra, East coast river system, Godavari and Cauvery river system. 4. Cold water fisheries in India. 5. Coastal fisheries in India. 6. General ecological characteristics of reservoirs of India.
Unit-2	<ol style="list-style-type: none"> 1. Fish culture wsr Mono and Poly/ Mixed/ Composite Fish culture. 2. Fresh Water Prawn Culture and its prospects in India. 3. Culture of Oysters 4. Pearl culture and Pearl industry. 4. Frog culture.
Unit-3	<ol style="list-style-type: none"> 1. Overview of Integrated fish culture 2. Paddy cum fish culture 3. Sewage fed fish culture. 4. Brackish water culture. 5. Cage Culture
Unit-4	<ol style="list-style-type: none"> 1. Fresh water fish farm Engineering: Selection of site, soil chemistry of fish farm, designing of fish farm, Layout & construction of fish farm. 2. Types of fish ponds. 3. Setting and management of fresh water aquarium wsr feeding and Nitrogen cycle 4. Aquarium fishes –Types and characteristics, Breeding of aquarium fishes. 5. Different types of crafts and gears in fisheries
Unit-5	<ol style="list-style-type: none"> 1. Water pollution, its effects on fisheries and methods of its abatement. 2. Common fish diseases & their control. 3. Biochemical composition and nutritional value of fishes. 4. Nutrigenomics and immune function in fishes.

[Signature]
2308123

[Signature]

[Signature]

[Signature]

[Signature]


[Signature]

[Signature]


[Signature]

Suggested Readings:

- | | | |
|------------------------|---|--|
| 1. C.B.L. Shrivastava | : | Fishes of India |
| 2. Jhingran | : | Fish and fisheries of India |
| 3. S.S. Khanna | : | An Introduction to fishes |
| 4. R.S. Rath | : | Fresh water Aquaculture |
| 5. Gopalji Shrivastava | : | Fishes of U.P. & Bihar |
| 6. H.D. Kumar | : | Sustainability & Management of Aquaculture Fisheries |
| 7. A.J.K. Mainan | : | Identification of fishes |
| 8. R. Sanatam | : | A Manual of freshwater Aquaculture |
| 9. S.K. Gupta | : | Fish & Fisheries |
| 10. P.D. Pandey | : | Fish & Fisheries |
| 11. K.P. Vishwas | : | Fish & Fisheries |


23/08/25
















M.Sc. Zoology III Semester
Session 2025-26
ELECTIVE COURSE
Sericulture

Max M : 40

Unit-1	<p>Introduction and Moriculture:</p> <ol style="list-style-type: none"> 1. Historical background of sericulture, Scope of sericulture & Entrepreneurship in silk industry 2. Silk Producing organisms and types of silk. 3. Classification of races of <i>Bombyx mori</i>. 4. Life cycle of <i>Bombyx mori</i> 5. Propagation of Mulberry plant. 6. Process of Sericulture
Unit-2	<p>Plant Pathology, silkworm diseases and Biology of <i>Bombyx mori</i> wsr:</p> <ol style="list-style-type: none"> 1. Diseases of mulberry plant. 2. Diseases of silkworms wsr Pebrine (Protozoan disease), Bacterial, Fungal and Viral diseases 3. Silk gland of <i>Bombyx mori</i>. 4. Structure & chemical composition of silk.
Unit-3	<p>Rearing facilities and operation wsr:</p> <ol style="list-style-type: none"> 1. Rearing house and appliances for rearing of silk worms. 2. Disinfection operation before rearing of silk worms 3. Maintenance of optimum conditions for rearing. 4. Feeding, Bed cleaning and spacing
Unit-4	<p>Moulting and Mounting wsr:</p> <ol style="list-style-type: none"> 1. Moulting . 2. Care during Moulting of silk worm. 3. Characteristic features of ripe silk worm 4. Process of mounting of silk worm. 5. Process of spinning & harvesting of cocoons
Unit-5	<p>Cocoon Marketing, Silk Reeling and Non-Mulberry Silk Worm wsr:</p> <ol style="list-style-type: none"> 1. Cocoon Quality. 2. Testing and grading of cocoon. 3. Silk reeling operation. 4. Non-Mulberry Silk Worm culture wsr Tasar culture, Eri culture and Muga culture.

List of books for Sericulture:

1. Hand book of Silk Worm rearing by Masanori, Shimiza, D. Agri.
2. Sericulture Manual -2
3. Sericulture Manual -3 by S. Kishanaswamy
4. Introduction to Sericulture by Dr. (Mrs.) G. Ganga Dr. (Mrs.) J. Sulochanachetty
5. Principles of Sericulture by Hisao Aruga
6. A Manual of non-mulberry Silks Sericulture Vol.-1 by Dr. M.S. Jolly et al
7. Sericulture and Silk Industries by Tripurari Sharan
8. Sericulture Manual -1 Mulberry cultivation by Dr. G. Rang swami
9. Sericulture Manual -2 Silkworm rearing by Dr. S. Krishnaswami
10. Sericulture Manual -3 Silk reeling by Dr. S. Krishnaswami
11. Mulberry cultivation by Zheng, Ting-Zing
12. Silkworm rearing by Pva Pang- Chesan
13. Silk worm training manual by ScoHotim.

[Signature]
23/08/25

[Signature]

[Signature]
ASaxena

[Signature]
Runa

[Signature]
Sy




M.Sc. Zoology III Semester
Session 2025-26
ELECTIVE COURSE
Animal Biotechnology

Max M : 40

Unit-1	<ol style="list-style-type: none"> 1. Structure and organization of animal cell 2. Elementary idea of equipments and materials for animal cell culture technology. 3. Primary and established cell line cultures. 4. Brief account of balanced salt solution and chemical, physical and metabolic functions of different constituents of commonly used culture mediums. 5. Role of carbon dioxide, serum and supplements in animal cell culture.
Unit-2	<ol style="list-style-type: none"> 1. Serum and protein free defined media and their application, 2. Measurement of viability and cytotoxicity; 3. Biology and characterization of the cultured cells, 4. Measuring parameters of growth. 5. Basic techniques of mammalian cell culture in vitro.
Unit-3	<ol style="list-style-type: none"> 1. Disaggregation of tissue and primary culture. 2. Maintenance of cell culture. 3. Scaling up of animal cell culture 4. Cell separation 5. Cell synchronization 6. Cell cloning and micromanipulation 7. Cell transformation.
Unit-4	<ol style="list-style-type: none"> 1. Embryonic stem cells and their culture. 2. Epithelial stem cells culture. 3. Application of animal cell cultures. 4. Cell culture-based vaccines. 5. Somatic cell genetics. 6. Introduction of assisted reproductive technologies for genetic improvement of farm animals.
Unit-5	<ol style="list-style-type: none"> 1. Organ and Histotypic culture. 2. Elementary idea of Cell Senescence and apoptosis 3. Measurement of cell death. 4. Brief account of three-dimensional culture and tissue engineering. 5. Culture collection centers for animal cell lines.

Recommended Books

1. Culture of Animal Cells (3 rd Edition), R. Ian Freshmney.- Wiley Liss.
2. Animal Cell Culture -Practical Approach, (Ed) John R.W. Masters, Oxford.
3. Cell Growth and Division' A Practical Approach. (Ed.) R. Basega, IRL Press.
4. Cell Culture Lab Fax. (Eds). M. Buller & M. Dawson, Bios Scientific Publication Ltd. Oxford.
- 5 Animal Cell Culture Techniques. (Ed.) Martin Clynes, Springer.
6. Methods in Cell Biology, Vol. 57, Animal Cell Culture Methods, (Ed.) Jenni P.
7. Mather and David Barnes, Academic Press

M.Sc. III Sem- Zoology

Session- 2025-26

Practical I: Related to I & II Theory Papers

1. Study of Specimens, slides and bones wsr Vertebrates.
2. Major Dissection- General anatomy of cranial nerves of Labeo and Wallago.
3. Minor Dissection of Weberian ossicles (Labeo/Wallago)
4. Estimation of DO, Chloride, BOD, COD, Hardness, pH and Alkalinity of water.
5. Detection of presence of bacteria in soil
6. Study of freshwater ecosystem (Pond/Aquarium) wsr Adharthal pond and Robertson lake.
7. Study of Bioindicators.

Scheme for Practical Examination M.M.50

1. Major Dissection	10 Marks
2. Minor Dissection	04 Marks
3. Spotting	12 Marks
4. Limnological exercise	10 Marks
5. Comment upon bioindicators	04 Marks
6. Practical Record	05 Marks
7. Viva Voce	05 Marks
Total	50 Marks

[Signature]
23/09/25

[Signature]

[Signature]

[Signature]
ASaxena

[Signature]

[Signature]
Luna

[Signature]

M.Sc. III Sem- Zoology
Session- 2025-26
Practical II: Related to III
& IV and Elective Course
Theory Papers

1. Study of plankton of local waterbodies.
2. Preparation and Maintenance of Aquarium.
3. Study of common weeds of local fish ponds/study of aquarium fishes.
4. Methods of culture related to theory papers.
5. Study of abiotic factors of water related to fish life (Turbidity, Conductivity)
6. Determination of different toxic chemicals in samples of soil, water and air.
7. Toxicological testing methods, General tests, acute toxicity test and LD50 test.
8. Identification and comments on Aquaculture animals:

Coral-Acropora millipora, Prawn , Crab, Pila, Unio, Labeo, Catla, Wallago, Cirrhina reba, Rana tigrina .


9. Collection and identification of nekton/aquatic insects from freshwater bodies

Elective Paper (Sericulture)

- Preparation of Map showing extension of sericulture in India
- Identification of MajSor Silk worm pest
- Life cycle of *Bombyx mori*.




Elective Paper (Animal Biotechnology)

- MTT assay
- In vitro Cell viability test
- Cell separation using HiSep



Scheme of practical Examination

1. Spotting	12
2. Identification and comments upon Silkmooths / Life cycle of <i>Bombyx mori</i> / MTT assay / Invitro Cell viability test/Cell separation using Hisep	04
3. Exercise on toxicology	10
4. Study of culture methods related to theory	05
5. Experiment on conductivity/turbidity	10
6. Viva Voce	04
7. Practical Record, Field visit report and Collection	05
Total	50



A. Saxena

Puna
